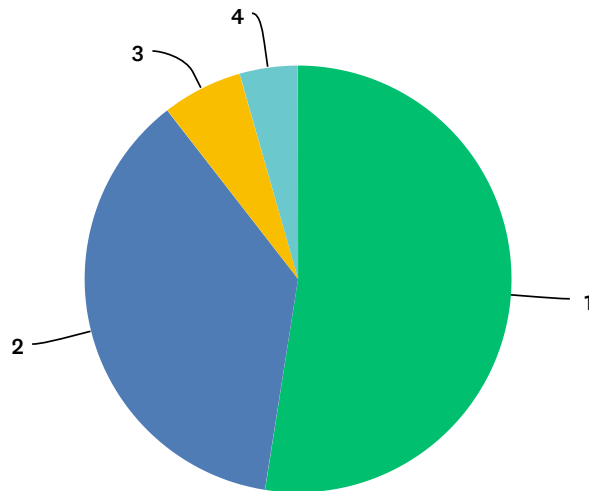


Q1 What is the total number of students in your household who attend LCMCS?

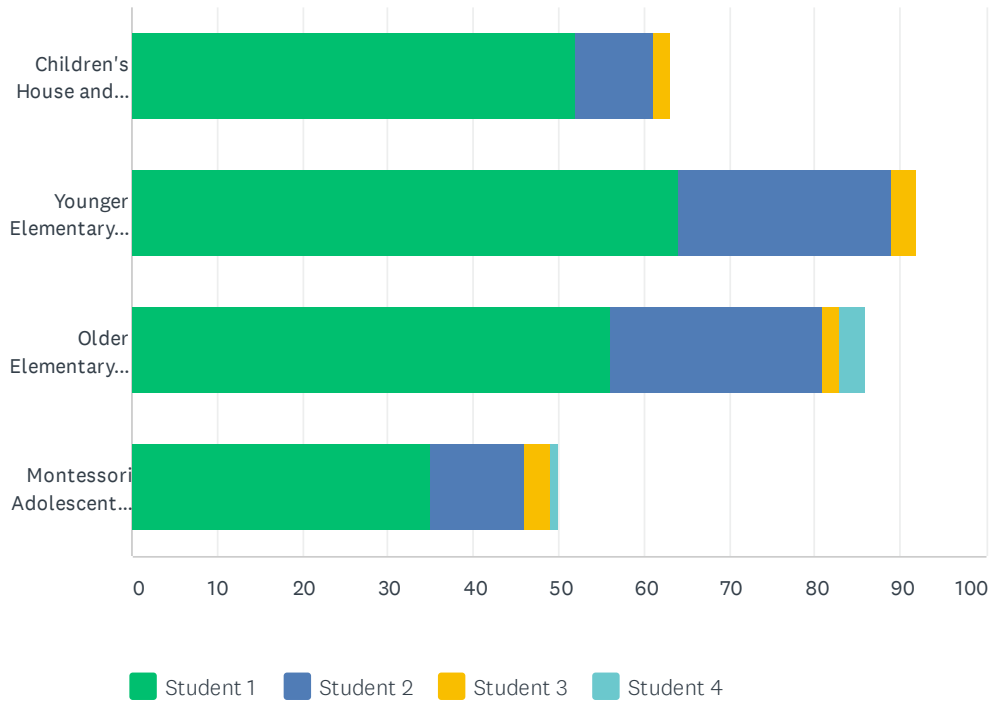
Answered: 181 Skipped: 3



ANSWER CHOICES	RESPONSES	
1	52.49%	95
2	37.02%	67
3	6.08%	11
4	4.42%	8
TOTAL		181

Q2 Please indicate the age/grade level for each student in your family:

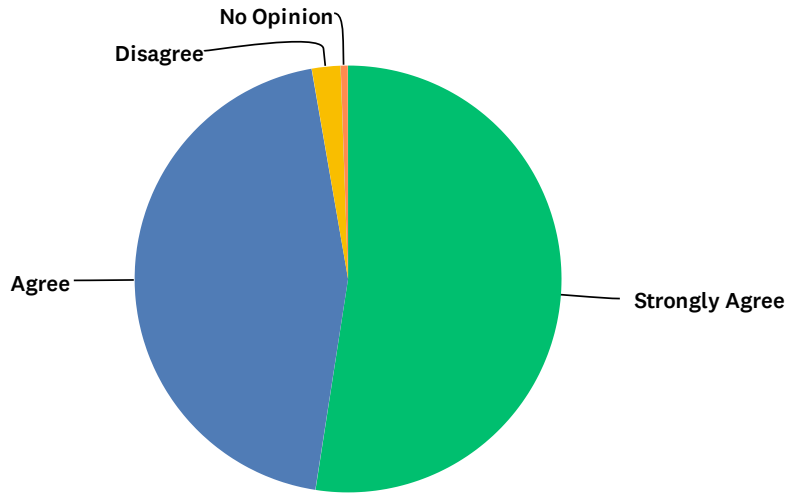
Answered: 183 Skipped: 1



	STUDENT 1	STUDENT 2	STUDENT 3	STUDENT 4	TOTAL RESPONDENTS
Children's House and Montessori Foundations (Osprey, Sea Otter, Willow)	91.23% 52	15.79% 9	3.51% 2	0.00% 0	57
Younger Elementary (Colombia, Cellilo, Pacific, Prairie Dog Home)	78.05% 64	30.49% 25	3.66% 3	0.00% 0	82
Older Elementary (Sacajawea, Oregon Trail, Mahonia, Wy'East)	71.79% 56	32.05% 25	2.56% 2	3.85% 3	78
Montessori Adolescent Corps (MAC)	71.43% 35	22.45% 11	6.12% 3	2.04% 1	49

Q3 My family is happy with our student's overall experience at LCMCS.

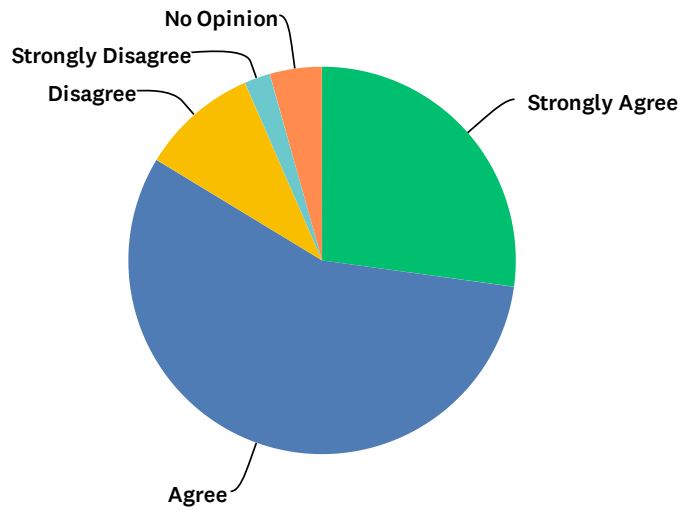
Answered: 183 Skipped: 1



ANSWER CHOICES	RESPONSES	
Strongly Agree	52.46%	96
Agree	44.81%	82
Disagree	2.19%	4
Strongly Disagree	0.00%	0
No Opinion	0.55%	1
TOTAL		183

Q4 I am satisfied with the academic progress my student is making at LCMCS.

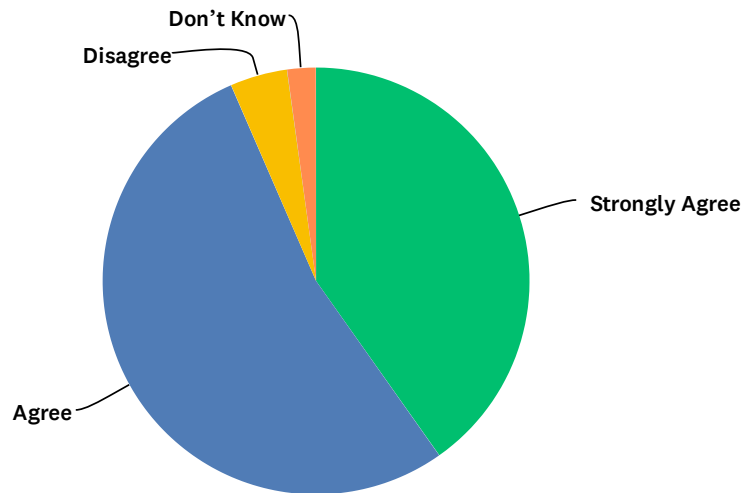
Answered: 184 Skipped: 0



ANSWER CHOICES	RESPONSES	
Strongly Agree	27.17%	50
Agree	56.52%	104
Disagree	9.78%	18
Strongly Disagree	2.17%	4
No Opinion	4.35%	8
TOTAL		184

Q5 Guides set expectations that are manageable for my family and our student.

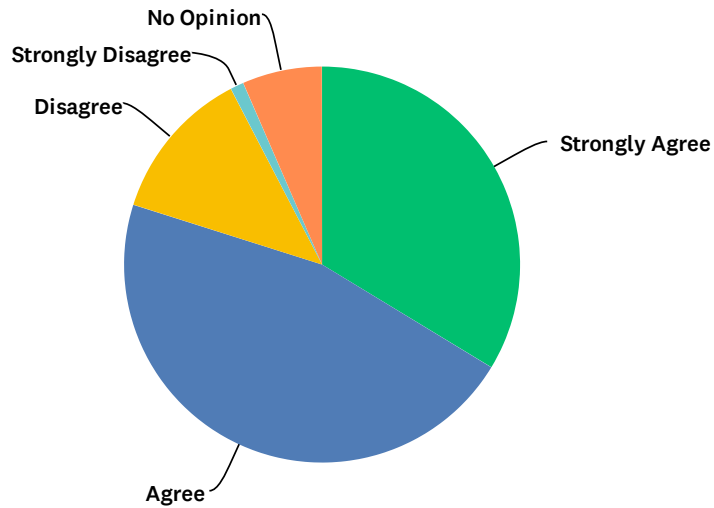
Answered: 184 Skipped: 0



ANSWER CHOICES	RESPONSES	
Strongly Agree	40.22%	74
Agree	53.26%	98
Disagree	4.35%	8
Strongly Disagree	0.00%	0
Don't Know	2.17%	4
TOTAL		184

Q6 My student's guides and assistants provide me with the support and tools I need as a parent to foster my student's education outside of school.

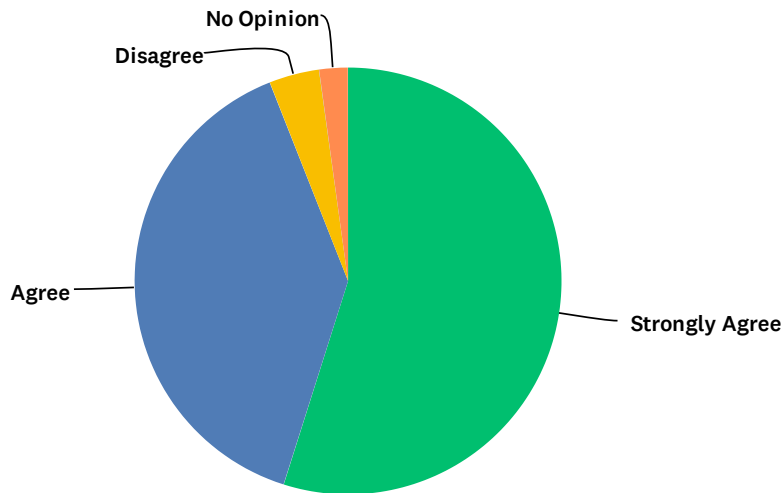
Answered: 184 Skipped: 0



ANSWER CHOICES	RESPONSES	
Strongly Agree	33.70%	62
Agree	46.20%	85
Disagree	12.50%	23
Strongly Disagree	1.09%	2
No Opinion	6.52%	12
TOTAL		184

Q7 The interactions I have had with my student's guides and assistants have been productive overall.

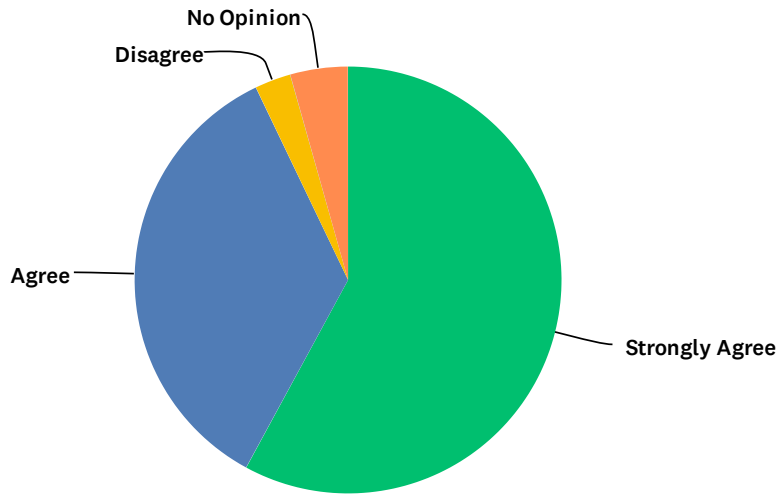
Answered: 184 Skipped: 0



ANSWER CHOICES	RESPONSES	
Strongly Agree	54.89%	101
Agree	39.13%	72
Disagree	3.80%	7
Strongly Disagree	0.00%	0
No Opinion	2.17%	4
TOTAL		184

Q8 I feel that my student's guides and assistants respect my parenting decisions and personal choices related to my child's education outside of school.

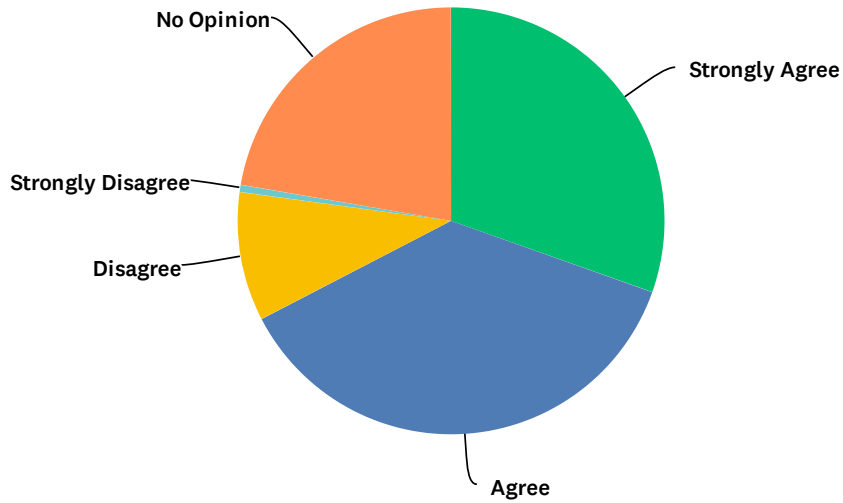
Answered: 183 Skipped: 1



ANSWER CHOICES	RESPONSES	
Strongly Agree	57.92%	106
Agree	34.97%	64
Disagree	2.73%	5
Strongly Disagree	0.00%	0
No Opinion	4.37%	8
TOTAL		183

Q9 If I have raised concerns with the school administration, they have been addressed in a timely and productive manner.

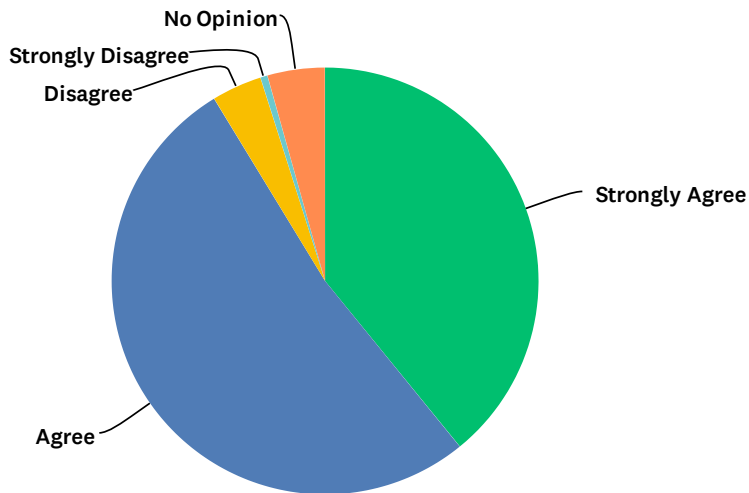
Answered: 184 Skipped: 0



ANSWER CHOICES	RESPONSES	
Strongly Agree	30.43%	56
Agree	36.96%	68
Disagree	9.78%	18
Strongly Disagree	0.54%	1
No Opinion	22.28%	41
TOTAL		184

Q10 I trust the school administration to make decisions that benefit the school community.

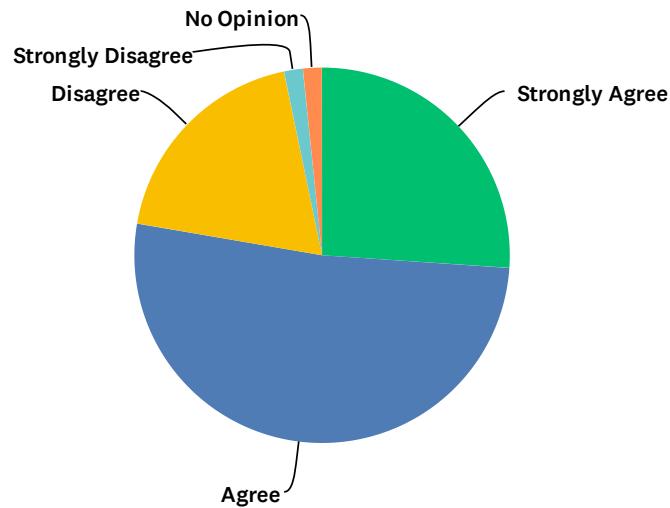
Answered: 184 Skipped: 0



ANSWER CHOICES	RESPONSES	
Strongly Agree	39.13%	72
Agree	52.17%	96
Disagree	3.80%	7
Strongly Disagree	0.54%	1
No Opinion	4.35%	8
TOTAL		184

Q11 Overall, communications from school staff provide me with the information I need to know, when I need to know it.

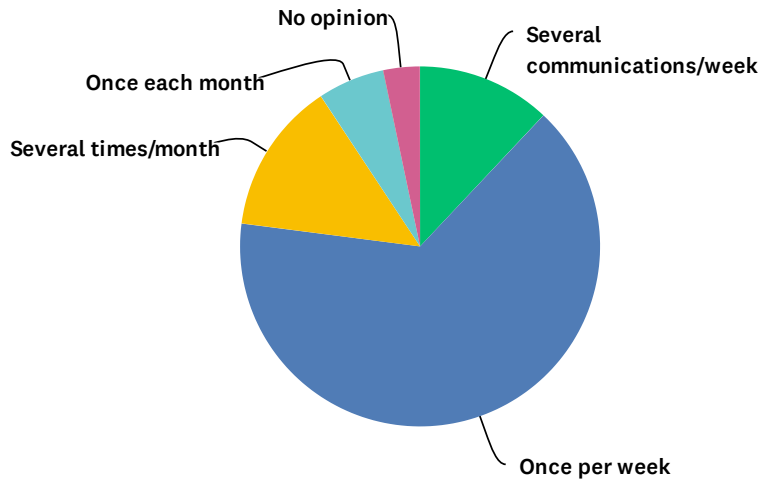
Answered: 184 Skipped: 0



ANSWER CHOICES	RESPONSES	
Strongly Agree	26.09%	48
Agree	51.63%	95
Disagree	19.02%	35
Strongly Disagree	1.63%	3
No Opinion	1.63%	3
TOTAL		184

Q12 Excluding communications from your student's guide that pertain specifically to your child's individual education, how frequently do you wish to receive email communications about School events, activities and happenings?

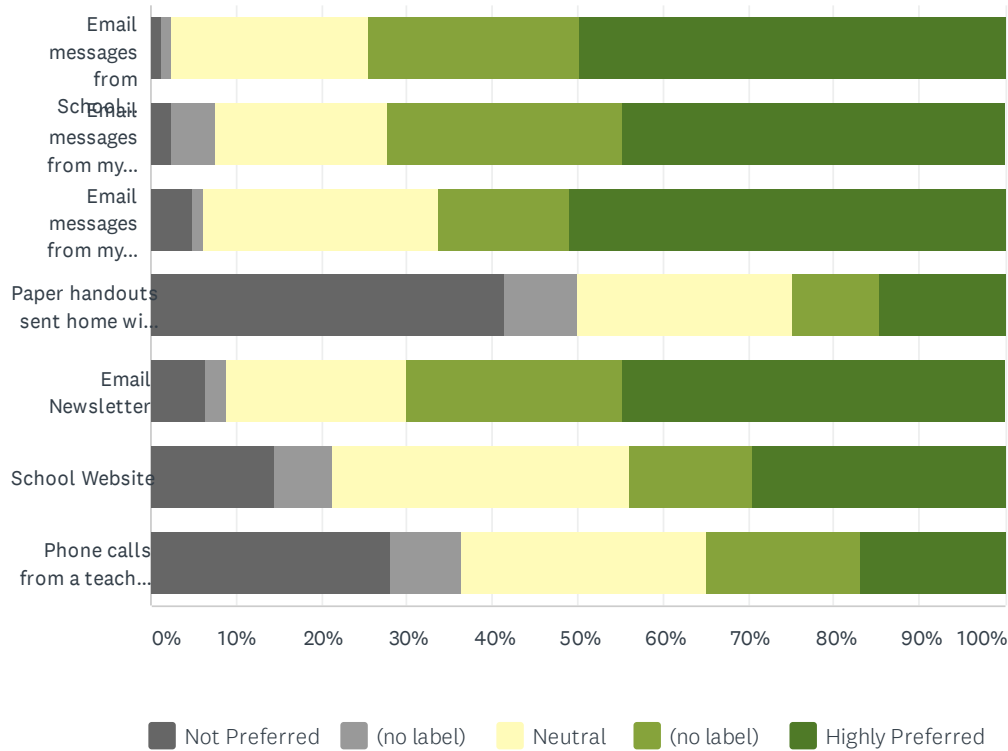
Answered: 183 Skipped: 1



ANSWER CHOICES	RESPONSES	
Several communications/week	12.02%	22
Once per week	65.03%	119
Several times/month	13.66%	25
Once each month	6.01%	11
Once or twice each term	0.00%	0
I choose to never read emails from the School.	0.00%	0
No opinion	3.28%	6
TOTAL		183

Q13 Excluding direct communications from your student's guide that pertain specifically to your child's individual education, please describe your preference for receiving information about activities, events and other happenings at school.

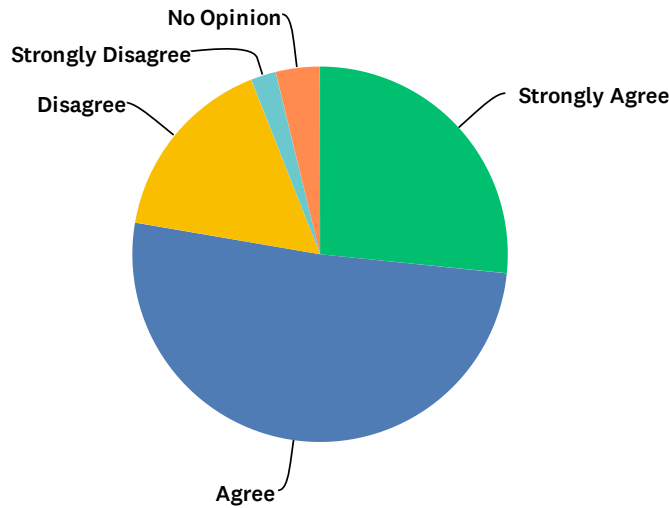
Answered: 183 Skipped: 1



	NOT PREFERRED	(NO LABEL)	NEUTRAL	(NO LABEL)	HIGHLY PREFERRED	TOTAL	WEIGHTED AVERAGE
Email messages from School Administrators sent to all families in the school	1.18% 2	1.18% 2	23.08% 39	24.85% 42	49.70% 84	169	4.21
Email messages from my student's guide sent to all parents in my child's classroom	2.35% 4	5.29% 9	20.00% 34	27.65% 47	44.71% 76	170	4.07
Email messages from my student's guide sent directly to me	4.91% 8	1.23% 2	27.61% 45	15.34% 25	50.92% 83	163	4.06
Paper handouts sent home with my student	41.46% 68	8.54% 14	25.00% 41	10.37% 17	14.63% 24	164	2.48
Email Newsletter	6.47% 11	2.35% 4	21.18% 36	25.29% 43	44.71% 76	170	3.99
School Website	14.47% 23	6.92% 11	34.59% 55	14.47% 23	29.56% 47	159	3.38
Phone calls from a teacher or school personnel	28.13% 45	8.13% 13	28.75% 46	18.13% 29	16.88% 27	160	2.88

Q14 The school's effort to provide distance learning instruction during Spring 2020 met our needs and expectations, considering the difficult circumstances for both teachers and families.

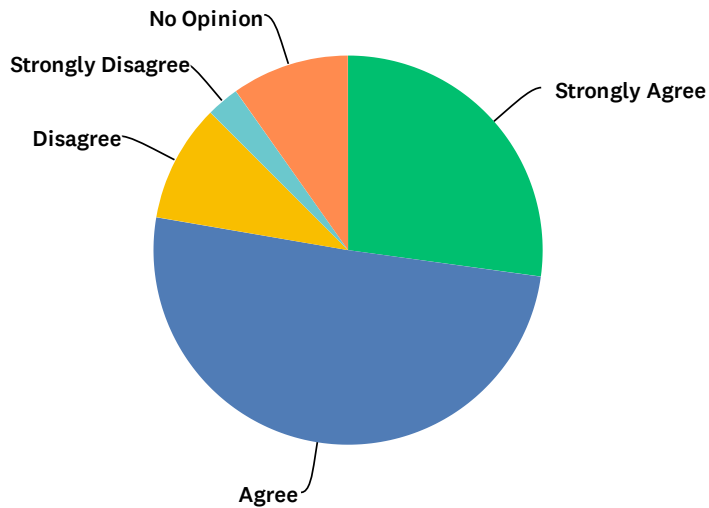
Answered: 184 Skipped: 0



ANSWER CHOICES	RESPONSES	
Strongly Agree	26.63%	49
Agree	51.09%	94
Disagree	16.30%	30
Strongly Disagree	2.17%	4
No Opinion	3.80%	7
TOTAL		184

Q15 The School's distance learning efforts have provided meaningful social and emotional support to our student during the school closure.

Answered: 184 Skipped: 0



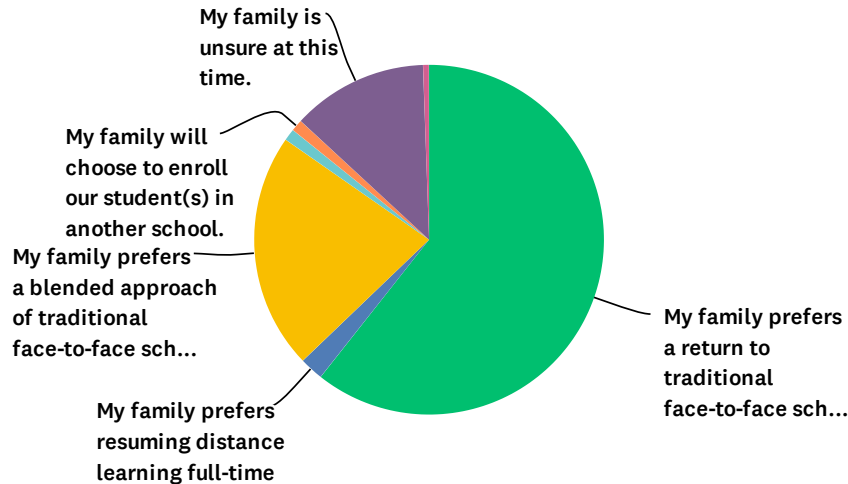
ANSWER CHOICES	RESPONSES	
Strongly Agree	27.17%	50
Agree	50.54%	93
Disagree	9.78%	18
Strongly Disagree	2.72%	5
No Opinion	9.78%	18
TOTAL		184

Q16 What changes would you like to see if distance learning is required again in the fall?

Answered: 155 Skipped: 29

Q17 If schools are open in the fall for a form of in-person instruction, which approach would your family prefer for your student or students?

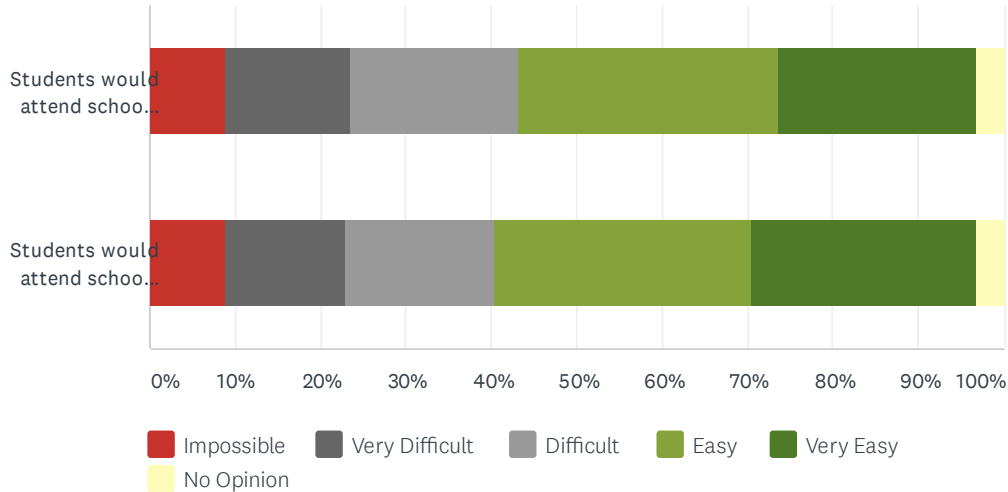
Answered: 183 Skipped: 1



ANSWER CHOICES	RESPONSES	
My family prefers a return to traditional face-to-face school with health and safety rules in place	60.66%	111
My family prefers resuming distance learning full-time	2.19%	4
My family prefers a blended approach of traditional face-to-face school and distance learning	21.86%	40
My family will choose to homeschool our student(s)	1.09%	2
My family will choose to enroll our student(s) in another school.	1.09%	2
My family is unsure at this time.	12.57%	23
No Opinion/Not returning	0.55%	1
TOTAL		183

Q18 The daily and weekly school schedule is likely to change when school reopens in the Fall. Please indicate the level of hardship that each of the approaches below would cause your family. We are aware that many families have multiple children in attendance, please make choices based on the assumption that all your children would follow the same schedule.

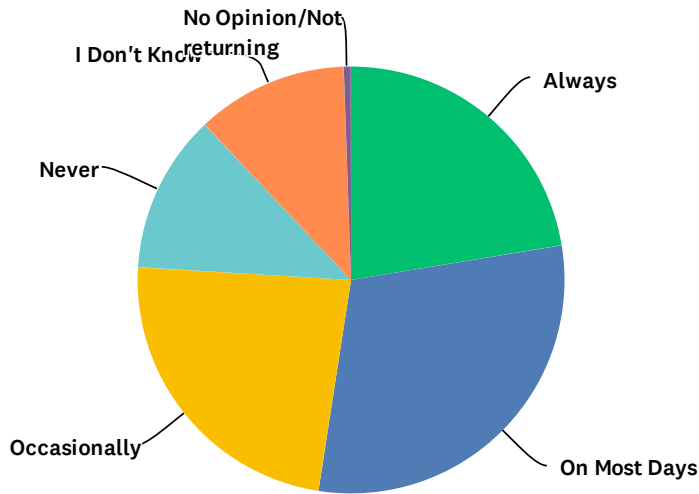
Answered: 183 Skipped: 1



	IMPOSSIBLE	VERY DIFFICULT	DIFFICULT	EASY	VERY EASY	NO OPINION	TOTAL	WEIGHTED AVERAGE
Students would attend school 4-days per week, selecting either an AM or PM session (half-day).	8.74% 16	14.75% 27	19.67% 36	30.60% 56	22.95% 42	3.28% 6	183	3.57
Students would attend school two days/week, all day. And then follow distance learning guidelines on other days.	8.74% 16	14.21% 26	17.49% 32	30.05% 55	26.23% 48	3.28% 6	183	3.64

Q19 My family will be able to provide a parent or other adult to supervise my student(s) on distance learning days when they are not physically present at school.

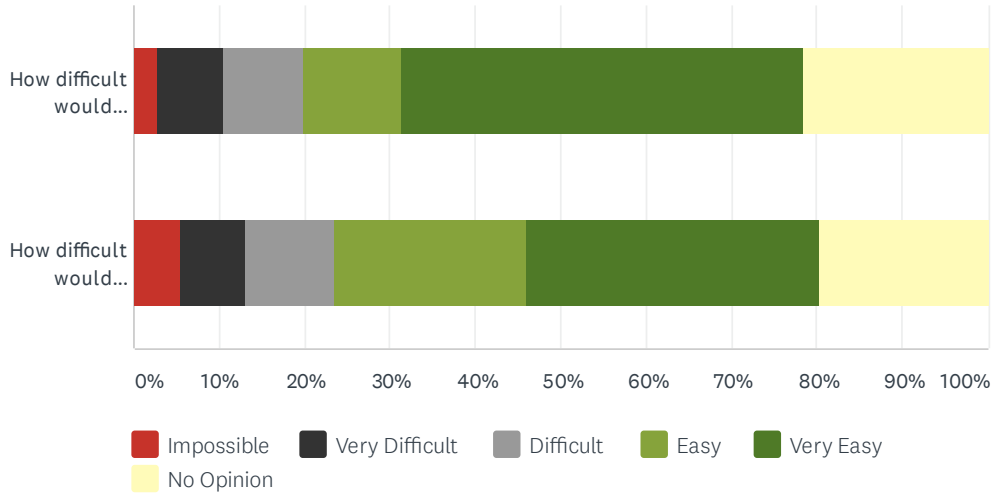
Answered: 183 Skipped: 1



ANSWER CHOICES	RESPONSES	
Always	22.40%	41
On Most Days	30.05%	55
Occasionally	23.50%	43
Never	12.02%	22
I Don't Know	11.48%	21
No Opinion/Not returning	0.55%	1
TOTAL		183

Q20 At this time it is unclear whether bus services, after-school care, and extracurricular activities will be permitted when school resumes. Please indicate the level of hardship that each of the approaches below would cause for your family.

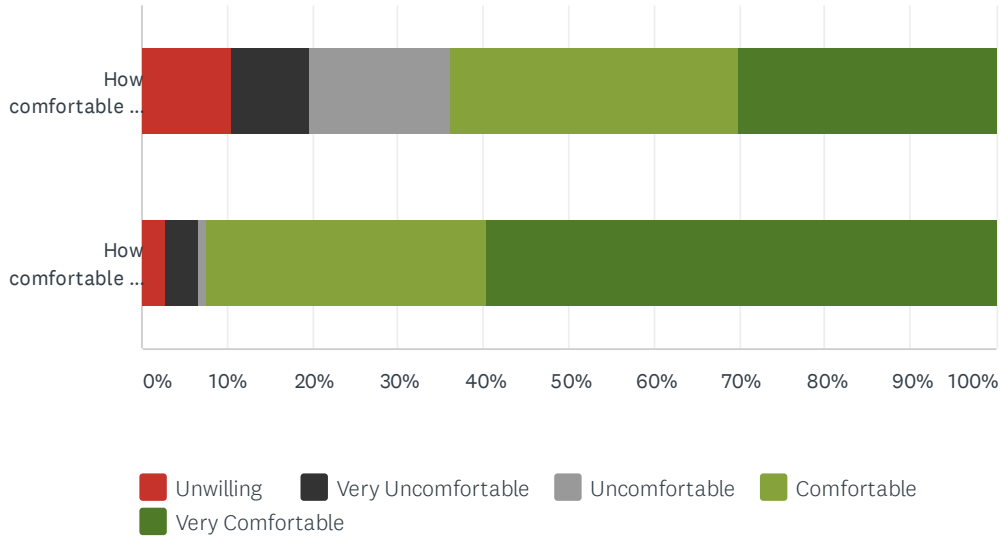
Answered: 183 Skipped: 1



	IMPOSSIBLE	VERY DIFFICULT	DIFFICULT	EASY	VERY EASY	NO OPINION	TOTAL	WEIGHTED AVERAGE
How difficult would cancellation of school bus services be for your family?	2.75% 5	7.69% 14	9.34% 17	11.54% 21	47.25% 86	21.43% 39	182	4.57
How difficult would cancellation of after-school care or before-school care (Trails) be for your family?	5.46% 10	7.65% 14	10.38% 19	22.40% 41	34.43% 63	19.67% 36	183	4.32

Q21 If schools are open in the fall, it is likely that the State will require schools to implement certain health and safety protocols. Please indicate your level of comfort with the following:

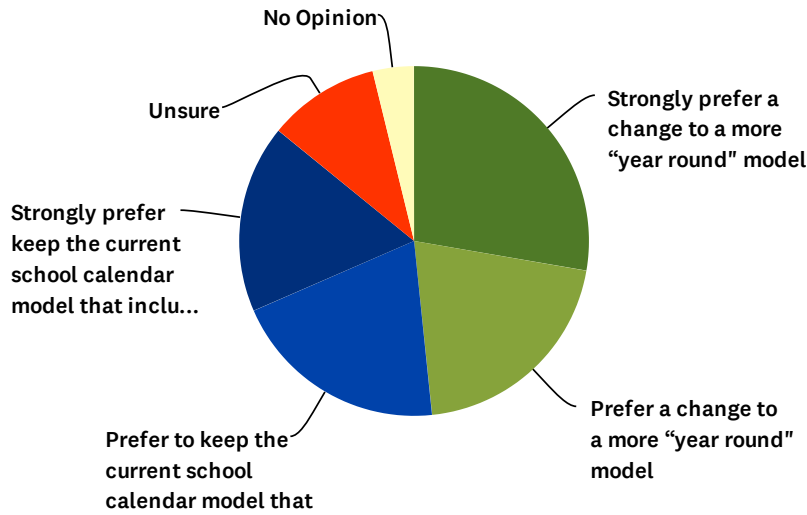
Answered: 183 Skipped: 1



	UNWILLING	VERY UNCOMFORTABLE	UNCOMFORTABLE	COMFORTABLE	VERY COMFORTABLE	TOTAL	WEIGHTED AVERAGE
How comfortable is your family sending your student(s) to school if they are required to wear a mask?	10.38% 19	9.29% 17	16.39% 30	33.88% 62	30.05% 55	183	3.0
How comfortable are you having your child's temperature taken daily by school personnel?	2.73% 5	3.83% 7	1.09% 2	32.79% 60	59.56% 109	183	4.0

Q22 LCMCS has the option to deviate from the normal annual school schedules that are traditionally used by State or local School Districts. Hypothetically, would your family prefer that the school year become a more “year-round” model, thus allowing for frequent breaks throughout the year? Or do you prefer the current traditional school calendar which includes a large break during the summer months?

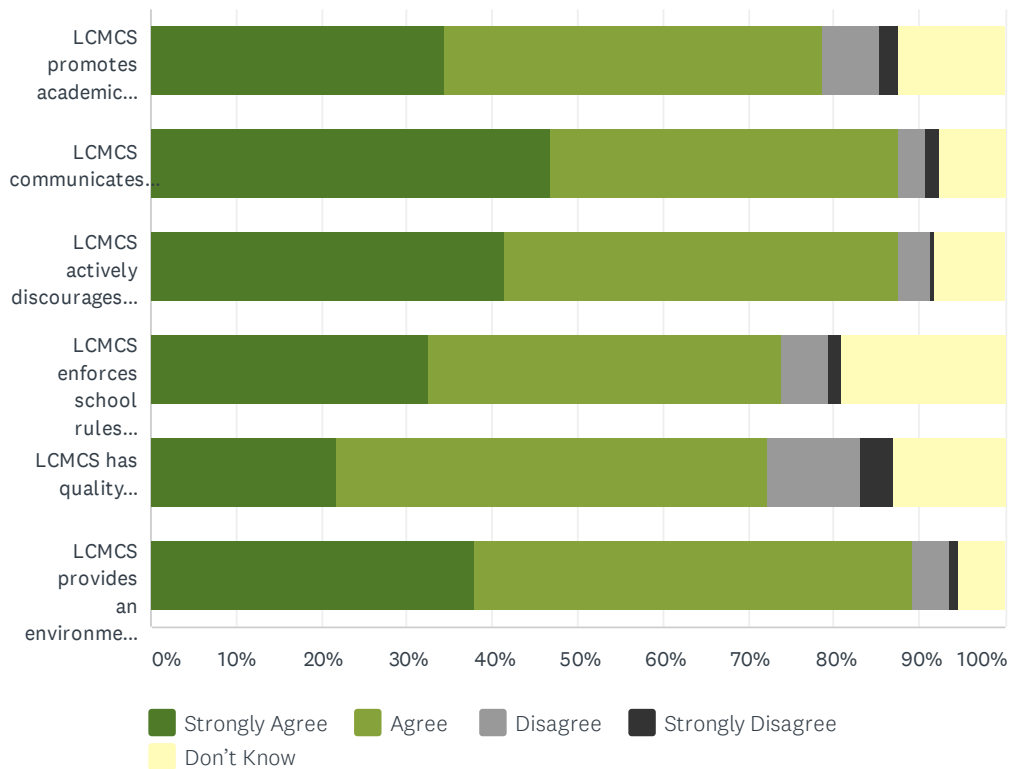
Answered: 184 Skipped: 0



ANSWER CHOICES	RESPONSES	
Strongly prefer a change to a more “year round” model	27.72%	51
Prefer a change to a more “year round” model	20.65%	38
Prefer to keep the current school calendar model that includes a large summer break	20.11%	37
Strongly prefer keep the current school calendar model that includes a large summer break	17.39%	32
Unsure	10.33%	19
No Opinion	3.80%	7
TOTAL		184

Q23 Please indicate your agreement or disagreement with the following statements about LCMCS:

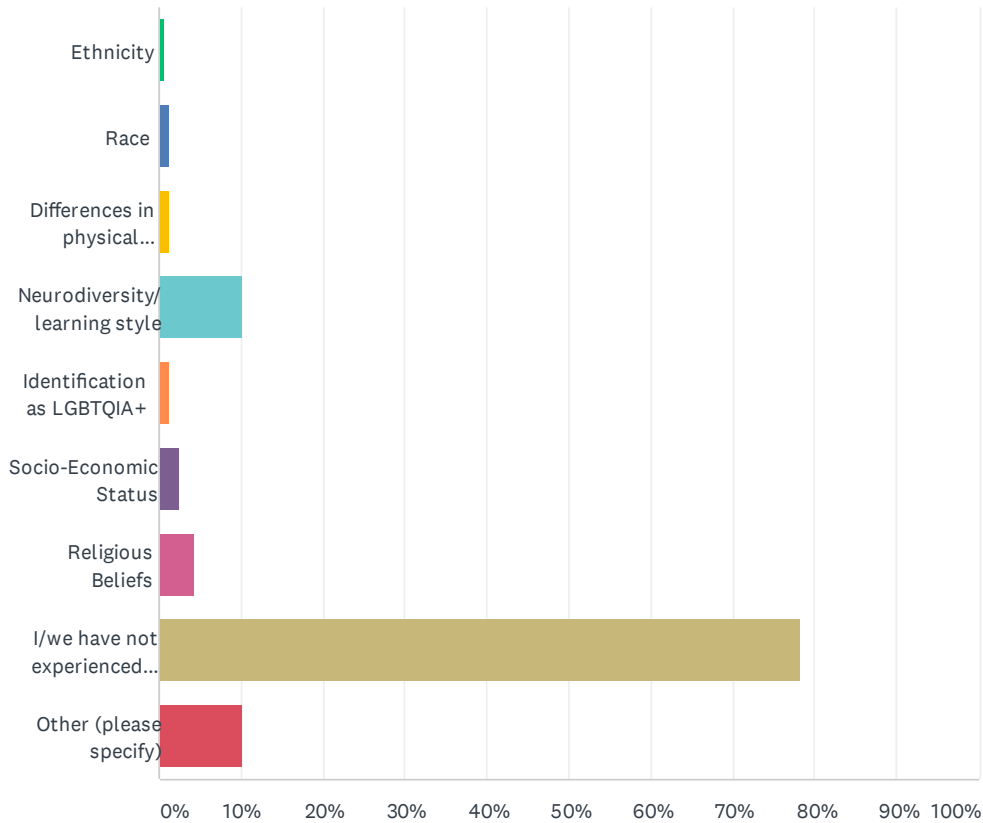
Answered: 184 Skipped: 0



	STRONGLY AGREE	AGREE	DISAGREE	STRONGLY DISAGREE	DON'T KNOW	TOTAL	WEIGHTED AVERAGE
LCMCS promotes academic success for all students equally	34.24% 63	44.57% 82	6.52% 12	2.17% 4	12.50% 23	184	2.14
LCMCS communicates the importance of respecting all cultural beliefs and practices and provides learning materials that support diversity	46.74% 86	40.76% 75	3.26% 6	1.63% 3	7.61% 14	184	1.83
LCMCS actively discourages discrimination	41.30% 76	46.20% 85	3.80% 7	0.54% 1	8.15% 15	184	1.88
LCMCS enforces school rules equally	32.61% 60	41.30% 76	5.43% 10	1.63% 3	19.02% 35	184	2.33
LCMCS has quality programs for my child's talents, gifts, or special needs	21.74% 40	50.54% 93	10.87% 20	3.80% 7	13.04% 24	184	2.36
LCMCS provides an environment where all students are included in the community	38.04% 70	51.09% 94	4.35% 8	1.09% 2	5.43% 10	184	1.85

Q24 Have you or members of your family ever felt discriminated against by another student, staff or community member at school or at school-related activities based on any of the following identifications (please check all that apply)?

Answered: 157 Skipped: 27



ANSWER CHOICES	RESPONSES	
Ethnicity	0.64%	1
Race	1.27%	2
Differences in physical abilities	1.27%	2
Neurodiversity/learning style	10.19%	16
Identification as LGBTQIA+	1.27%	2
Socio-Economic Status	2.55%	4
Religious Beliefs	4.46%	7
I/we have not experienced discrimination at school.	78.34%	123
Other (please specify)	10.19%	16
Total Respondents: 157		

Q25 What my family loves about LCMCS is:

Answered: 152 Skipped: 32

Q26 What I would most like to change about the school is:

Answered: 138 Skipped: 46

Q27 These three words best describe my student's experience at LCMCS:

Answered: 140 Skipped: 44